

Installation projector range

Creative brilliance brought to life



EPSON[®]
EXCEED YOUR VISION

Leading the way in visual technology excellence

Your success in the world of visual communications means having the freedom to project brighter, bolder, more creative images in every environment. That's why we work so hard to develop innovative, versatile solutions that take projected visuals to new dimensions.

Our commitment to product quality, technology and relationships, backed by unparalleled service and support, is the reason we've been the world's No.1 projector manufacturer¹ since 2001.

From education and art galleries to digital signage and corporate events, from in-house projector fleets to the rental and staging market, our projectors are the smart, advanced solution.



Exceptional quality

Every Epson projector is the result of our commitment to research, develop and manufacture with superb image quality, ease of operation and total reliability in mind. Our solutions combine high brightness, improved texture and exceptional sharpness to produce powerful, vivid images that can cut through high levels of ambient light, even in large spaces.

Cutting-edge technology

Our projectors add flexibility, quality and creativity in almost every setting. Versatile set-up and connectivity, including 360° installation and easy networking, make great projection simple.

Our 3LCD technology produces images up to three times brighter than conventional 1-chip DLP projectors². We have created the world's first 30,000 lumen 3LCD laser projector, the EB-L30000U, using the inorganic light engine in our laser projectors. With resolution up to native 4K and versatile features Epson projectors lead the way in high lumen visual communication for the most demanding of environments.

A wide range of lenses

Choose from extensive lens options with the power and flexibility to enhance any subject. They include motorised adjustment, memory function and the ultra-short-throw, zero offset lens that projects a 200-inch image from just 1.5m.

Exceeding audience demands

Meet high audience expectations and expand your creativity at big events and attractions with projection mapping in landscape and portrait onto floors, ceilings, corners and curved surfaces.

Building relationships

We work closely with our customers and partners to incorporate your feedback and tailor our products to meet changing market needs. Our collaborative approach results in unique innovations, like inorganic LCD panels and phosphor wheel for superior light, improved heat resistance and longer product life.

Comprehensive support

As well as building robust products that last, we offer a range of service and support options for our projectors that free you to concentrate on being creative for your customers and audiences. From pre-sales advice to ongoing assistance and access to our experts, our standard and CoverPlus 365 warranties give you extensive ongoing backup that works whenever you need it.

Easy maintenance

Dramatically reduce running costs with our highly reliable, heat-resistant projectors. Epson installation projectors are built with long-lasting light sources and filters, offering up to 20,000 hours of maintenance-free performance, and even longer in our extended modes.



Contents

4-5	Rental and staging installation solutions	14-15	Connectivity
6-7	Visitor attraction installation solutions	16	Transform small spaces
8-9	Signage projection solutions	17	Implement eye-catching projections
10-11	Corporate and higher education display solutions	18	Optional lens specifications
12-13	Embrace smart, intuitive, world-leading projector technology	19	Modular lenses and projection distances
		20-23	Product specifications

Not all features mentioned apply to all products

Create the ultimate visual performance

There's more to a performance than what you see on stage. It's about allowing your audience to feel truly connected by experiencing the texture, sharpness, clarity and detail of stunning visual effects.

Our versatile, high-performance installation Pro AV projectors, led by the EB-L30000U, EB-L20000U, EB-L12000Q and EB-L1755U are designed for exceptional reliability and flexibility. Meet the demands of audiences in auditoriums, theatres, concerts, large-scale corporate events and outdoor venues around the world.



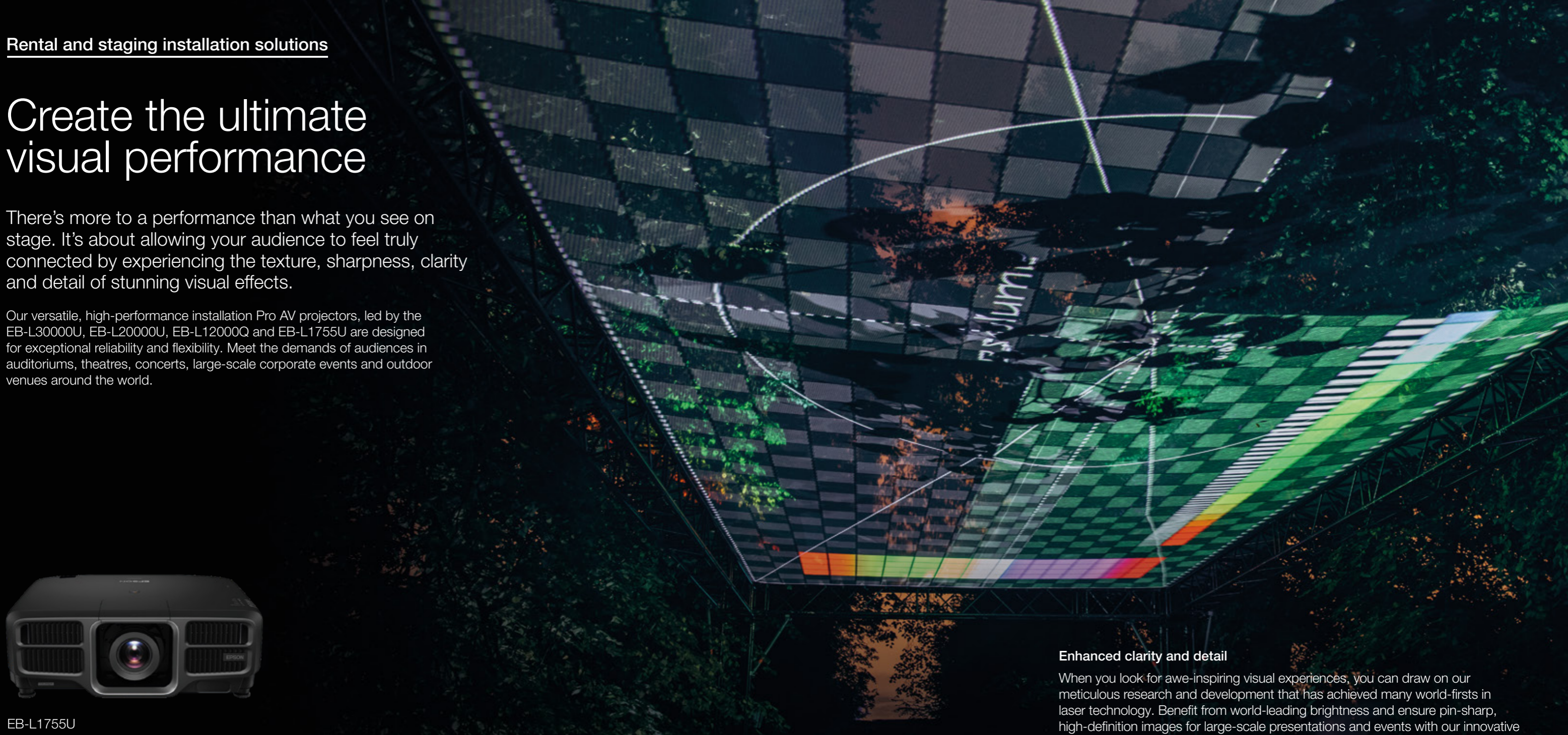
EB-L1755U



EB-L20000U and EB-L12000Q



EB-L30000U



Enhanced clarity and detail

When you look for awe-inspiring visual experiences, you can draw on our meticulous research and development that has achieved many world-firsts in laser technology. Benefit from world-leading brightness and ensure pin-sharp, high-definition images for large-scale presentations and events with our innovative native 4K and 4K enhancement technologies.

360° for a more complete view

Project images from any angle onto any surface without losing image quality. Switch easily to portrait projection or use our edge blending technology to project seamless panoramic, multi-screen images from both ceiling or wall-mounted projectors.

Durability

Extend your creativity for longer with three layers of protection providing excellent durability and dust-resistance, while the liquid cooling system protects the light source and key optical components. Enjoy a long-lasting filter life of up to 30,000 hours for minimal intervention.

Captivate, entertain and inspire your audience

Stunning visual exhibits make memorable experiences that keep customers coming back for more.


Our most advanced projectors combine 3LCD and 4K technology with vibrant colour and ultra-high contrast ratio to produce brilliant, true-to-life content reproduction.

Achieve reliable fit-and-forget performance with our powerful 9,000-lumen WUXGA 3LCD EB-L1495U laser projector. This 4K-enhanced projector offers outstanding image sharpness and long-lasting, low maintenance performance in a range of venues, including galleries, museums, theme parks and many other visitor attractions.



Deliver consistent images

Keep images consistent and minimise maintenance with the innovative built-in camera in our laser projectors. It detects images that become uneven or discoloured over time and recalibrates the image to compensate ensuring impactful displays are achieved reliably.



Make a bigger impact

Delight audiences by projecting images in surprising places with a choice of installation options. Match every image for brightness and colour using edge blending and scaling.

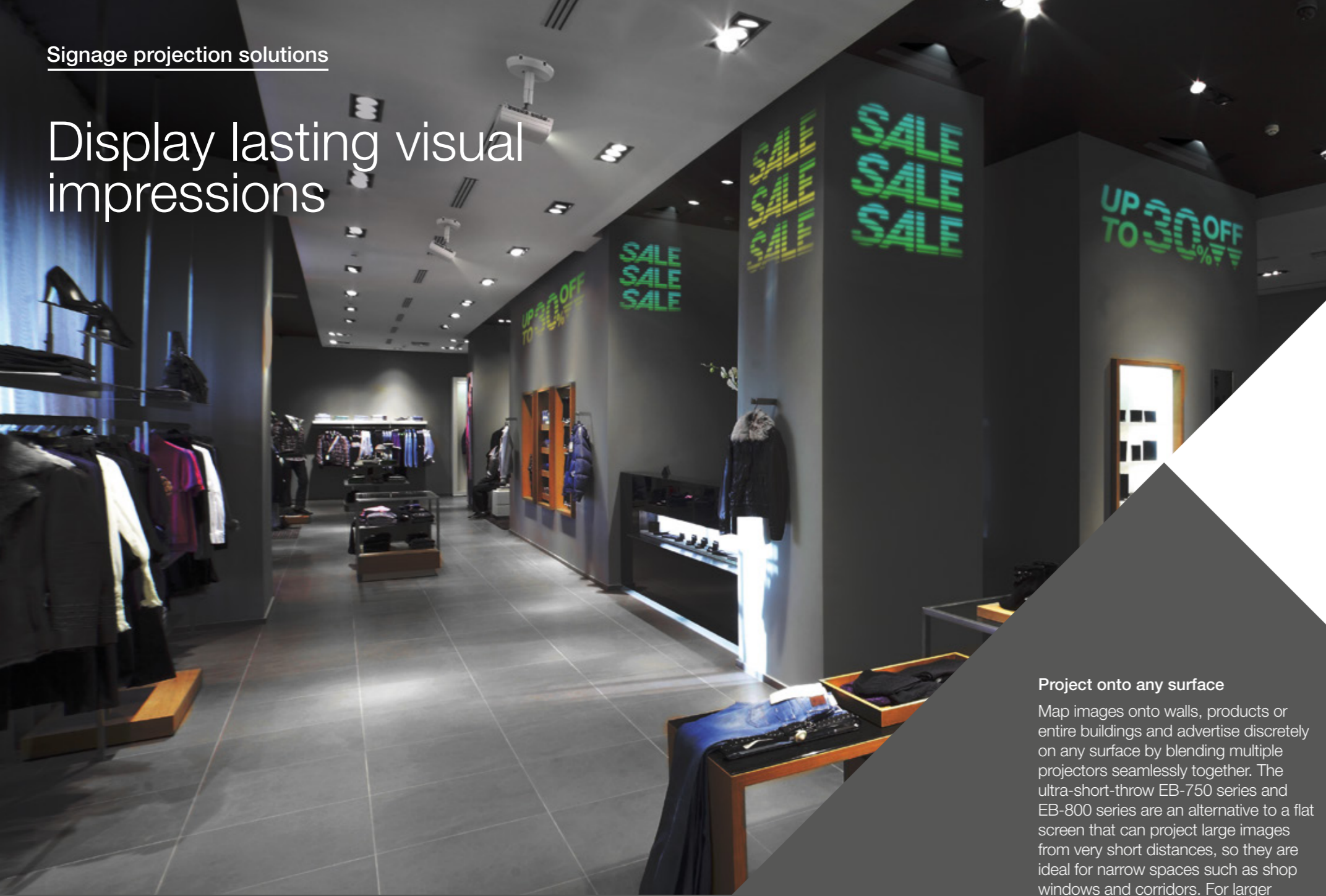
Transform any surface

Whatever surface type or shape, you can produce awe-inspiringly perfect images by projection mapping 3D objects and spaces, giving you almost limitless opportunities for amazing creativity in immersive environments.



EB-L1495U

Display lasting visual impressions



Exceptional customer experiences

Make your space more inviting to boost customer experience, improve your reputation and enhance your earnings. Unlike traditional signage, our projectors can personalise the experience for each visitor. Projection imagery can be updated frequently and easily to reflect promotional and seasonal messaging.

Vivid colour

Bring your ideas to life with our powerful, reliable, fit-and-forget signage range projectors with 3LCD imaging for more vivid colour. Experience colour reproduction up to three times brighter² and a colour gamut up to three times wider³ than equivalent 1-chip DLP projectors.

Project onto any surface

Map images onto walls, products or entire buildings and advertise discretely on any surface by blending multiple projectors seamlessly together. The ultra-short-throw EB-750 series and EB-800 series are an alternative to a flat screen that can project large images from very short distances, so they are ideal for narrow spaces such as shop windows and corridors. For larger settings make an even bigger impact with the EB-L30000U, our brightest ever projector – 30,000 lumens are equivalent to 15 high-powered halogen bulbs – and maximise your promotional space by scaling up images without compromising quality or colour.



People remember stunning visual projections.

Strong imagery can completely change a person's perception. Make your business appear more spectacular with the help of enchanting projections, offering a wide range of benefits over flat panels in a customer-facing environment. Flexible mounting options mean projectors can be mounted out of sight and reach on ceilings, walls and lighting tracks for dynamic, low-impact signage.

Our innovative LightScene EV-100 series digital signage solution combines stunning illumination with HD projection, ideal for retail, hospitality and entertainment environments. With it you can create eye-catching imagery in unusual shapes and sizes for fabulous visual experiences that are a world away from the restrictions of a flat panel.



EV-100



EB-750F



EB-800F



EB-L30002U (special order only)

Deliver inspirational learning and presentation experiences

Add creativity and inspiration to corporate meetings and modern learning environments.

Engage students with our range of corporate and higher education display solutions. Fit the most appropriate lens for any display scenario with our new flagship projector, the 'body only' EB-L1070U with a choice of 10 interchangeable Epson lenses.

Captivate corporate audiences with up to 6,000-lumen brightness and Full HD WUXGA resolution delivered by the EB-L600 series. Replace old-fashioned lamp-based models in a range of large teaching and meeting spaces with affordable laser performance.



EB-L1070U

EB-L610U

Perfect views for audiences

Give students and delegates a perfect view from anywhere by scaling images with the EB-L1070U to suit all settings. Use the compact and versatile EB-L600 series for a range of environments from classrooms to conference rooms with advanced screen mirroring connectivity.

Modernise your facilities

Modernise meeting rooms and lecture theatres with a wide choice of projectors operating the latest AV features and connectivity options. Make the most of your space with the option to ceiling-mount and install EB-L1070U or EB-L600 series projectors wherever you want without compromising performance.

Produce vivid, engaging images

Produce vivid, engaging images even in brightly lit lecture theatres and meeting venues with our high resolution 3LCD technology that produces pin-sharp definition and equally high White and Colour Light Output for bright images.



Embrace smart, intuitive, world-leading projector technology

Epson is the world's foremost projector manufacturer and we are committed to maintaining that position. We have 70% of our 1,100-strong Research and Development team dedicated solely to discovering exciting possibilities in projector technology. We never stop working on ways to give you the latest in quality, reliability and flexibility.



The future of projectors is here

3LCD produces bolder, brighter colour

Make your projections the brightest they can be. Building on the success of the world's first 15,000 lumen 3LCD laser projector (EB-L1750U/EB-L1755U), the EB-L30000U takes brightness to 30,000 lumens.


Deliver vibrant, realistic images and optimise white balance and colour matching with images that are consistent and three times brighter than 1-chip DLP projectors², with no rainbow effect.

Install and maintain with fit-and-forget certainty in the toughest environments – we built them to excel in challenging conditions, even where it is dusty or smoky.

Native 4K and 4K enhancement technology

Show your audience the future of projecting with native 4K and 4K enhancement technology that allows you to watch 4K content or digitally upscale Full HD 1080p content.

Always deliver pin-sharp, high-definition images even in large or outside venues to create fabulous and memorable immersive experiences that will make your customers want to return.



Create better images in double-quick time

You can quickly and easily create perfectly aligned images with the Epson Projector Professional Tool. Our free, downloadable software utility improves the speed of set-up for multi-projector installations. It also gives you access to more advanced techniques straight out of the box.

Easy set up

Reduce set up times significantly with easy control of basic projector functions, such as turning power on and off or displaying a test image. Adjust projector lens focus or position remotely and you'll be captivating your audience in no time.

Easy to use

Access the full potential of the Epson Projector Professional Tool using its straightforward and logical graphical interface. You'll quickly be able to drag and drop individual projectors and change image layouts.

Create and manage experiential content

Create your own experiential and signage content for a wide range of environments with the Epson Creative Projection app. Manage custom content and play it directly from an SD card or USB dongle using Epson Projector Content Manager software.

Versatile projection options

In a few simple steps add impact with creative projections that would previously have needed extensive training. Use edge-blending to make a single seamless image from multiple projectors and implement basic projection mapping for truly innovative visuals. Resolve image distortion easily with the geometric correction features to achieve perfect projecting onto curved or right-angled surfaces.

Complete colour control

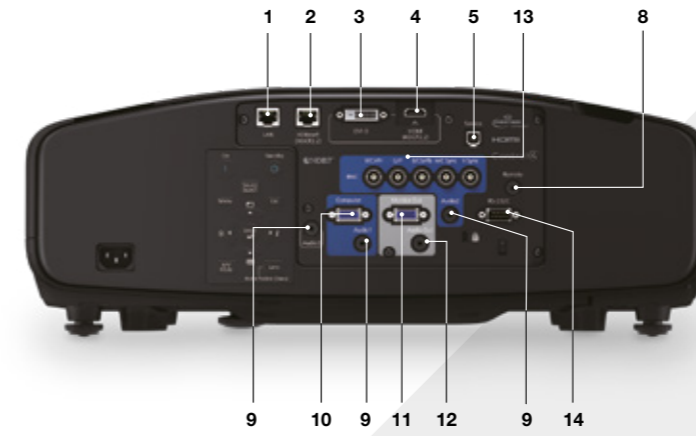
Blend seamless colour and brightness matching using the projector's built-in camera and remove the need to install peripheral cameras. Adjust dynamic contrast by making real-time geometric and colour changes. You can even reduce colour tone differences between images with the colour uniformity feature.



Connectivity


- 1 LAN port (RJ45: 100Base-TX)
- 2 HDBaseT port
- 3 DVI-D
- 4 HDMI input port
- 5 Service port
- 6 Monitor out SDI
- 7 3G-SDI (excludes EB-L1715S)
- 8 Remote port (stereo mini)
- 9 Audio in
- 10 Computer input port (Mini D-Sub15-pin)
- 11 Monitor out port (Mini D-Sub15-pin)
- 12 Audio out
- 13 BNC input port (5BNC)
- 14 RS-232C port (Mini D-Sub 9-pin)
- 15 USB for optional wireless
- 16 Composite
- 17 S-Video
- 18 USB for PC-free connectivity
- 19 USB for USB display, service and OSD copy
- 20 SD card playback
- 21 DC Power Out
- 22 USB Type-A
- 23 1x 12G SDI and 3x 3G SDI
- 24 HDMI out

EB-G7000 series




Model shown is the EB-G7905U

EB-L600 series




Model shown is the EB-L610U

EB-L30000U series

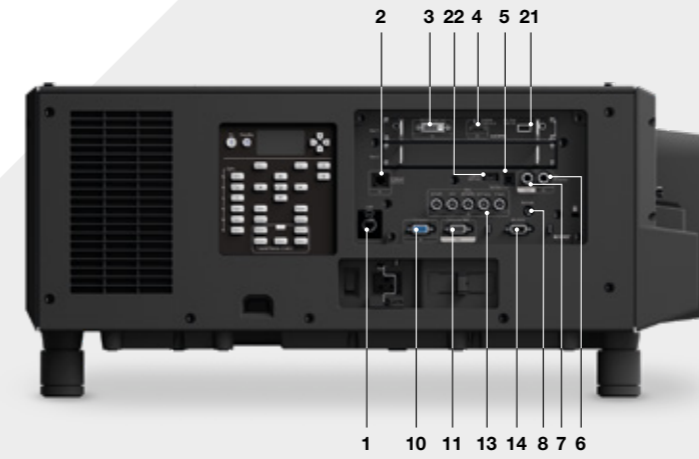


EB-L1000 series




Model shown is the EB-L1505UH


EB-L20000U series



EB-L12000Q series




EB-L1070 series



Model shown is the EB-L1070U

EB-750F series



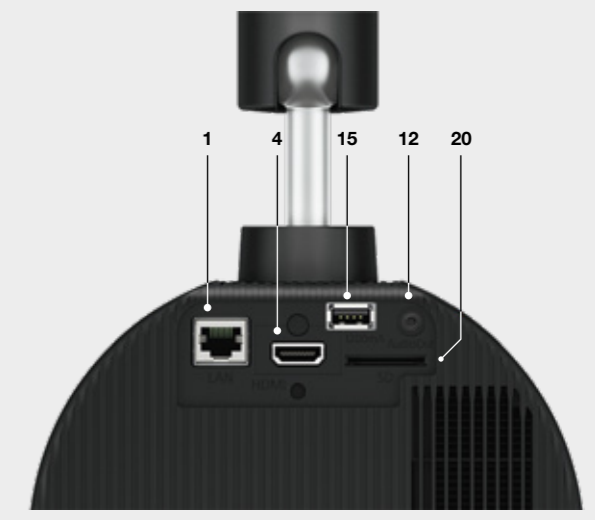
Model shown is the EB-750F

EB-800 series



Model shown is the EB-800F

EV-100 series



Model shown is the EV-105



Implement eye-catching projections

Dazzling visuals that transform larger venues

Our latest range of 4K enhancement, 3LCD laser installation projectors bring large venues to life with vivid, colourful and bright visuals, from 5,500 to 7,000 lumens. The EB-L1075U, EB-L1070U and EB-L1050U fit-and-forget projectors are ideal when you need large format, detailed and powerful images.

Memorable presentations

With interchangeable lenses and high-quality laser images, the latest additions to our projector range open up new opportunities to bring memorable visual presentations to meeting and lecture rooms, as well as being suitable for visitor attractions, museums, galleries and digital signage.

Flexible installation

Fit almost anywhere with the freedom of 360° installation and tilt-free angle projection that won't compromise performance.

Easy maintenance

Extend your creativity for longer with 20,000 hours of virtually maintenance-free projection that's truly fit-and-forget.

Transform small spaces

When space is limited, you can project supersized images using the ELPLX02 ultra short-throw lens, available in black or white.

The ELPLX02 is ideal for narrow spaces and rear-projection applications. Its wide lens shift range provides outstanding flexibility to transform even the most compact spaces.

Large-size images

Use the ultra-short-throw lens to deliver stunning images from very short distances. The ELPLX02 supports screen sizes from 100 inches to 1,000 inches.

Flexible positioning

Install the ELPLX02 where ceilings are low, and spaces are small with the wide lens shift range and zero vertical offset.

Compatibility

Choose from a range of Epson interchangeable lens projectors, from 9,000 up to 20,000 lumens.

Dynamic displays

Use either front or rear projection, including mounting from floor surfaces, to transform window displays and create memorable immersive experiences.



ELPLX02



EB-L1050U

5,500 lumens 'body only' projector.
Available in white



EB-L1070U and EB-L1075U

7,000 lumens 'body only' projector.
Available in white and black respectively

Optional lens specifications

Customise your installation projector with Epson's optional powered lenses. Available in a range of throw ratios to suit different venues, screen sizes and projector distances, create the best possible image quality and match your budget.

EB-L30000U

Lens type	Rear projection	Short throw	Wide throw	Mid throw	Mid throw	Mid throw	Long throw	Long throw
Model name	ELPLR05	ELPLU05	ELPLW07	ELPLM12	ELPLM13	ELPLM14	ELPLL09	ELPLL10
Lens option								
Part code	V12H004R05	V12H004U05	V12H004W07	V12H004M0C	V12H004M0D	V12H004M0E	V12H004L09	V12H004L0A
Zoom ratio	-	1-1.21	1-1.37	1-1.35	1-1.52	1-1.50	1-1.50	1-1.50
Throw ratio	0.60:1	0.90:1-1.09:1	1.29:1-1.76:1	1.74:1-2.35:1	2.28:1-3.46:1	3.41:1-5.12:1	4.79:1-7.20:1	6.96:1-10.45:1
Screen size range (inches)	100-1,000* (2.54-25.4 m)	100-1,000* (2.54-25.4 m)	100-1,000* (2.54-25.4 m)	100-1,000* (2.54-25.4 m)	100-1,000* (2.54-25.4 m)	100-1,000* (2.54-25.4 m)	100-1,000* (2.54-25.4 m)	100-1,000* (2.54-25.4 m)
Lens shift	V: ±15 % H: ±5 %	V: ±55 % H: ±25 %	V: ±65 % H: ±30 %	V: ±65 % H: ±30 %	V: ±65 % H: ±30 %	V: ±65 % H: ±30 %	V: ±55 % H: ±25 %	V: ±55 % H: ±25 %

EB-G7000/EB-L1000/EB-L20000 series

Lens type	Ultra-short-throw				Short throw	Short throw	Wide throw
Model name	ELPLX01*	ELPLX01W*	ELPLX02**	ELPLX02W**	ELPLU03S	ELPLU04	ELPLW05***
Lens option							
Part code	V12H004X01	V12H004Y01	V12H004X02	V12H004Y02	V12H004UA3	V12H004U04	V12H004W05
Diagonal Image Size	100-1,000* (2.54-25.4 m)	100-1,000* (2.54-25.4 m)	100-1,000* (2.54-25.4 m)	100-1,000* (2.54-25.4 m)	80-1,000* (2-25.4 m)	50-1,000* (1.27-25.4 m)	50-1,000* (1.27-25.4 m)
G7000/L1070 Series	Throw Ratio	WUXGA/WXGA	0.35:1	0.35:1	-	-	-
	Lens Shift	WUXGA	+17% / ±10%	+17% / ±10%	-	-	-
L1490/L1500/L1700/L20000/L12000Q Series	Throw Ratio	WUXGA	-	0.35:1	0.35:1	0.65:1-0.78:1	0.87:1-1.05:1
	Lens Shift	WUXGA	-	+25% / ±15%	+25% / ±15%	±24% / ±10%	±60% / ±18%
	Throw Ratio	SXGA+	-	0.36:1	0.36:1	0.48:1-0.57:1	0.64:1-0.77:1
	Lens Shift	SXGA+	-	+10% / ±5%	+10% / ±5%	±16% / ±9%	±55% / ±19%
4K Series	Throw Ratio	4K	-	0.34:1	0.34:1	0.46:1-0.56:1	0.62:1-0.75:1
	Lens Shift	4K	-	+23% / ±10%	+23% / ±10%	±18% / ±6%	±58% / ±16%

Lens type	Wide throw	Wide throw	Mid throw	Mid throw	Mid throw	Mid throw	Long throw
Model name	ELPLW08**	ELPLW06**	ELPLM08*	ELPLM15	ELPLM10	ELPLM11	ELPLL08
Lens option							
Part code	V12H004W08	V12H004W06	V12H004M08	V12H004M0F	V12H004M0A	V12H004M0B	V12H004L08
Diagonal Image Size	50-1,000* (1.27-12.7 m)	50-1,000* (1.27-12.7 m)	50-1,000* (1.27-12.7 m)	50-1,000* (1.27-12.7 m)	50-1,000* (1.27-12.7 m)	50-1,000* (1.27-12.7 m)	50-1,000* (1.27-12.7 m)
G7000/L1070 Series	Throw Ratio	WUXGA/WXGA	-	1.42:1-2.28:1	2.16:1-3.48:1	3.32:1-5.06:1	4.85:1-7.38:1
	Lens Shift	WUXGA	-	±67% / ±30%	±67% / ±30%	±67% / ±30%	±67% / ±30%
L1490/L1500/L1700/L20000/L12000Q Series	Throw Ratio	WUXGA	0.86:1-1.21:1	1.19:1-1.62:1	-	1.57:1-2.56:1	2.42:1-3.71:1
	Lens Shift	WUXGA	±60% / ±18%	±60% / ±18%	-	±60% / ±18%	±60% / ±18%
	Throw Ratio	SXGA+	0.89:1-1.25:1	1.23:1-1.67:1	-	1.62:1-2.65:1	2.5:1-3.84:1
	Lens Shift	SXGA+	±55% / ±19%	±55% / ±19%	-	±55% / ±19%	±55% / ±19%
4K Series	Throw Ratio	4K	0.83:1-1.17:1	1.15-1.57:1	-	1.52-2.47:1	2.34-3.59:1
	Lens Shift	4K	±58% / ±16%	±58% / ±16%	-	±58% / ±16%	±58% / ±16%

*ELPLX01/ELPLM08 lenses are only available for the EB-G7200W, EB-G7900U, EB-G7905U, EB-L1050U, EB-L1070U, EB-L1075U

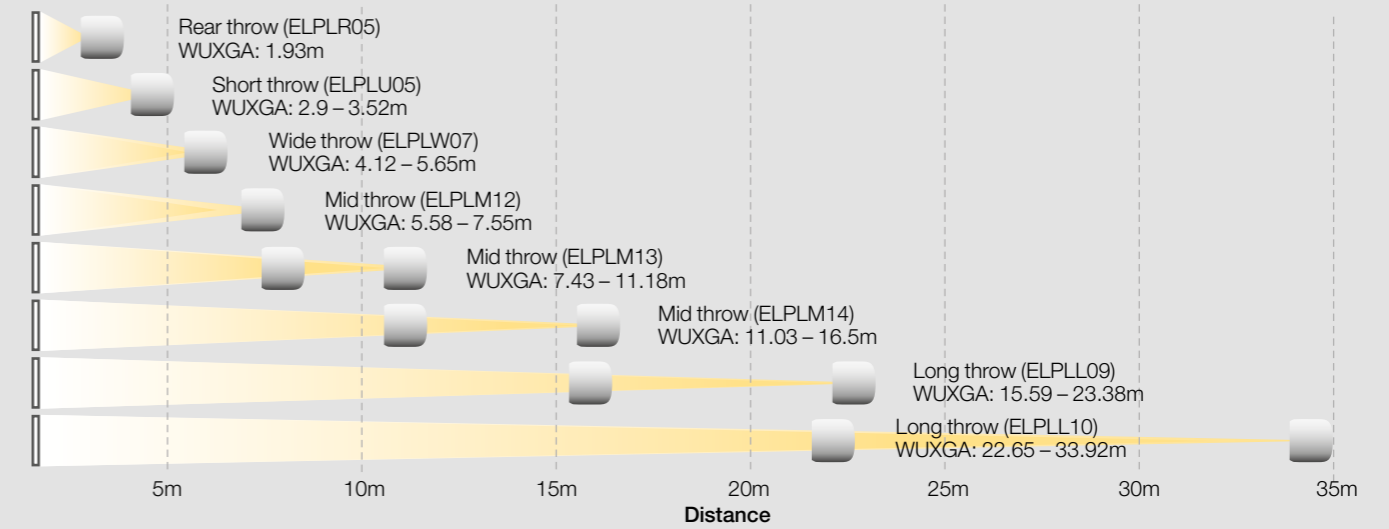
** ELPLX02/ELPLW08/ELPLW06 lenses are only available for the EB-L1490U, EB-L1495U, EB-L1500UH, EB-L1505UH, EB-L1750U, EB-L1755U, EB-L1715S, EB-L12000Q, EB-L12002Q, EB-L20000U, EB-L20002U

*** ELPLW05 brightness is limited to maximum 12,000Lm

Modular lenses and projection distances

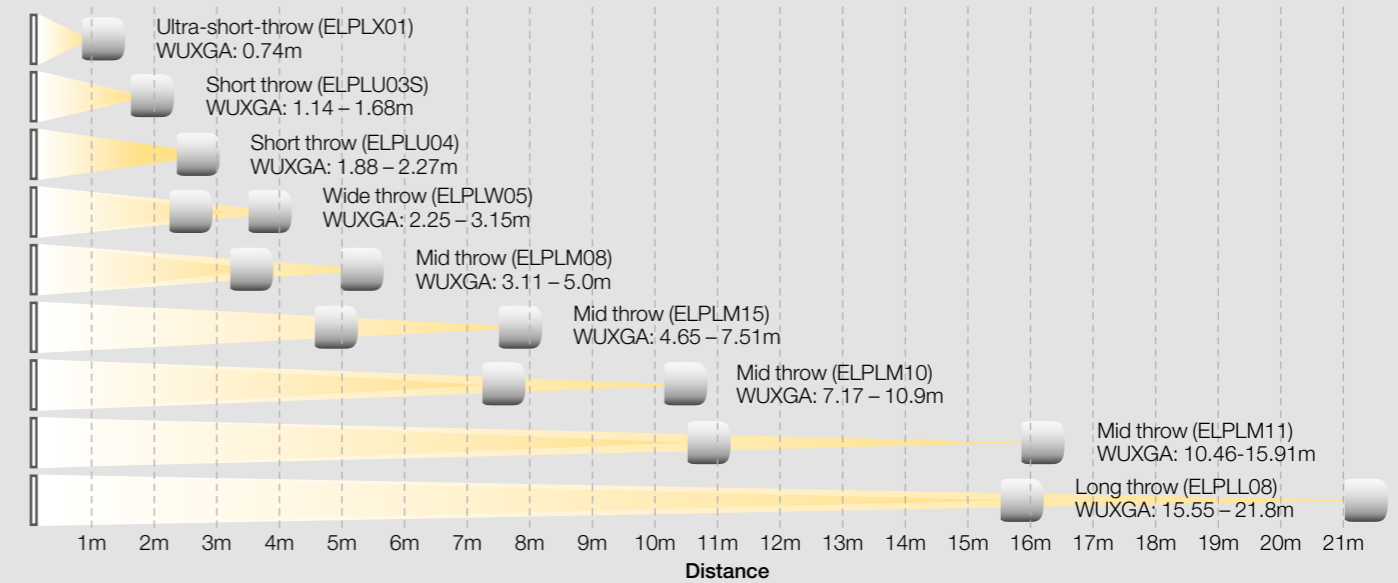
EB-L30000U

150in screen



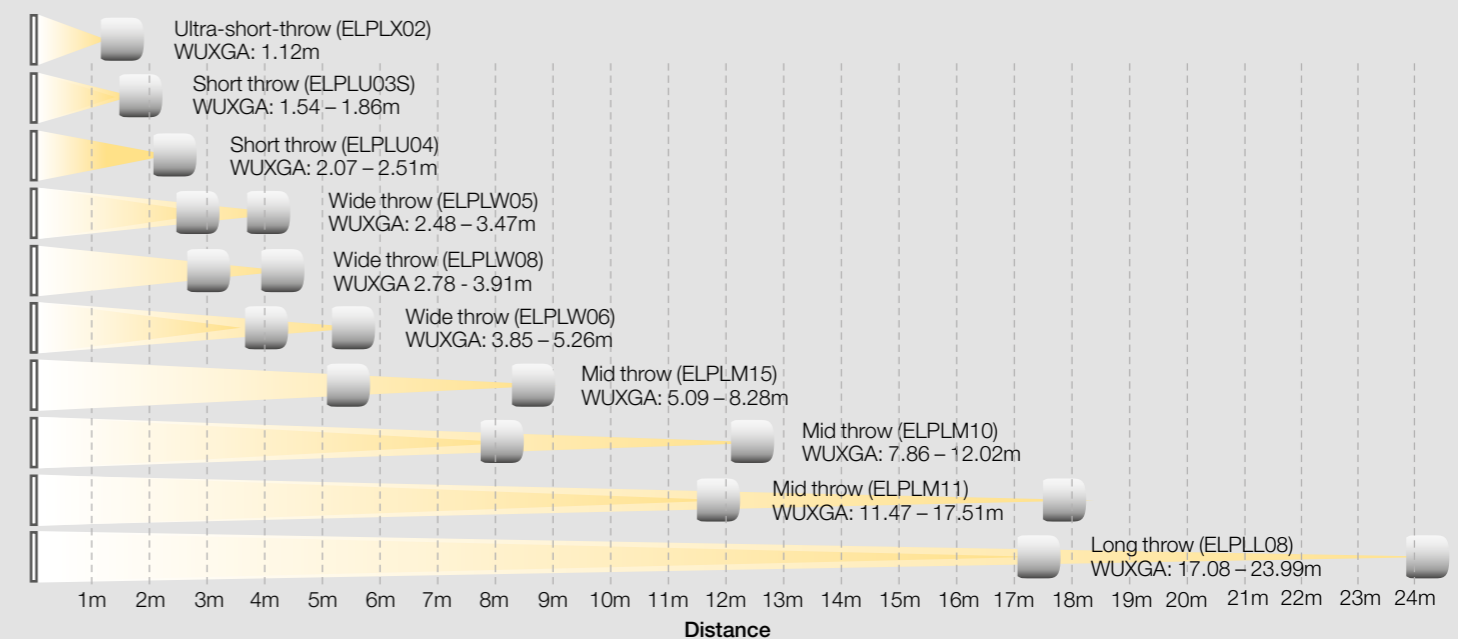
G7000/EB-L1070 series










100in screen



L1000 series above 9,000Lm and L20000U series

150in screen



Model	EB-L1050U	EB-L1070U / EB-L1075U	EB-L1490U / EB-L1495U	EB-L1500UH / EB-L1505UH	EB-L1715S	EB-L1750U / EB-L1755U	EB-L12000Q / EB-L12002Q	EB-L20000U / EB-L20002U	EB-L30000U / EB-L30002U
									
Resolution	WUXGA (1920 x 1200)	WUXGA (1920 x 1200)	WUXGA (1920 x 1200)	WUXGA (1920 x 1200)	SXGA+ (1400 x 1050)	WUXGA (1920 x 1200)	Native 4K (3840 x 2160)	WUXGA (1920 x 1200)	WUXGA (1920 x 1200)
Native aspect	16:10	16:10	16:10	16:10	4:3	16:10	16:9	16:10	16:10
Colour Light Output (lumens) normal / eco	5,500 / 3,850	7,000 / 4,900	9,000 / 6,300	12,000 / 8,400	15,000 / 10,500	15,000 / 10,500	12,000 / 8,400	20,000 / 14,000	30,000 / 21,000
Contrast ratio	> 2,500,000:1	> 2,500,000:1	> 2,500,000:1	> 2,500,000:1	> 2,500,000:1	> 2,500,000:1	> 2,500,000:1	> 2,500,000:1	2,500,000:1
Light source	Laser	Laser	Laser	Laser	Laser	Laser	Laser	Laser	Laser
Light source life (hours) normal / eco	20,000 / 30,000	20,000 / 30,000	20,000 / 30,000	20,000 / 30,000	20,000 / 30,000	20,000 / 30,000	20,000 / 30,000	20,000 / 30,000	20,000 / 30,000
Throw ratio in native aspect	1.44 - 2.33:1	1.44 - 2.33:1	1.57 - 2.56:1	1.57 - 2.56:1	1.62 - 2.65:1	1.57 - 2.56:1	1.52 - 2.47:1	1.57 - 2.56:1	1.74 - 2.35:1
Scalable image size (diagonal)	50 - 1,000"	50 - 1,000"	60 - 1,000"	60 - 1,000"	60 - 1,000"	60 - 1,000"	60 - 1,000"	60 - 1,000"	100 - 1,000"
Zoom	Optical x1.6	Optical x1.6	Optical x1.6	Optical x1.6	Optical x1.6	Optical x1.6	Optical x1.6	Optical x1.6	Optical x1.4
Vertical keystone	Manual: ± 45°	Manual: ± 45°	Manual ±45°	Manual ±45°	Manual ±45°	Manual ±45°	Manual ±45°	Manual ±45°	Manual ±45°
Horizontal keystone	Manual ± 30°	Manual ± 30°	Manual ±30°	Manual ±30°	Manual ±30°	Manual ±30°	Manual ±30°	Manual ±30°	Manual ±30°
Lens shift	± 67% Vertical ± 30% Horizontal	± 67% Vertical ± 30% Horizontal	± 60% Vertical ± 18% Horizontal	± 60% Vertical ± 18% Horizontal	± 55% Vertical ± 19% Horizontal	± 60% Vertical ± 18% Horizontal	± 58% Vertical ± 16% Horizontal	± 60% Vertical ± 18% Horizontal	± 65% Vertical ± 30% Horizontal
Speaker output	N/A	N/A	N/A	N/A	N/A	N/A	N/A	N/A	N/A
Connectivity	USB 2.0 Type A, USB 2.0 Type B (Service Only), RS-232C, VGA in, VGA out, DVI in, BNC in, HDBaseT, HDMI (HDCP 2.2)	USB 2.0 Type A, USB 2.0 Type B (Service Only), RS-232C, VGA in, VGA out, DVI in, BNC in, HDBaseT, HDMI (HDCP 2.2)	HDBaseT, BNC in, HDMI in, DVI in, VGA out, VGA in, RS-232C, HD-SDI	HDBaseT, BNC in, HDMI in, DVI in, VGA out, VGA in, RS-232C, HD-SDI	HDBaseT, BNC in, HDMI in, DVI in, VGA out, VGA in, RS-232C	HDBaseT, BNC in, HDMI in, DVI in, VGA out, VGA in, RS-232C, HD-SDI	HDBaseT, DVI in, VGA out, VGA in, RS-232C, USB 2.0 Type B (Service Only), HDMI (HDCP 2.2), Display Port (optional), 12G-SDI, Quad Link SDI, USB Type A	HDBaseT, BNC in, DVI in, VGA out, VGA in, RS-232C, USB 2.0 Type B (Service Only), HDMI (HDCP 2.2), 3G-SDI Input, 3G SDI monitor output, USB Type A	VGA in, VGA out, DVI in, BNC in, HDBaseT, HD-SDI, HDMI (HDCP 2.2)
Audio connectivity	Stereo mini in x3, Stereo mini out	Stereo mini in x3, Stereo mini out	Stereo mini in x3, Stereo mini out	Stereo mini in x3, Stereo mini out	Stereo mini in x3, Stereo mini out	Stereo mini in x3, Stereo mini out	N/A	N/A	N/A
Networking	LAN (RJ45) and optional wireless LAN unit	LAN (RJ45) and optional wireless LAN unit	LAN (RJ45) and optional wireless LAN unit	LAN (RJ45) and optional wireless LAN unit	LAN (RJ45) and optional wireless LAN unit	LAN (RJ45) and optional wireless LAN unit	LAN (RJ45) and wireless LAN	LAN (RJ45) and wireless LAN	LAN (RJ45) and optional wireless LAN unit
Epson software solutions	Epson Projector Management, Epson iProjection (Windows/Mac), Epson iProjection App for iOS and Android, Web control, Epson Projector Content Manager Epson Projector Professional Tool	Epson Projector Management, Epson iProjection (Windows/Mac), Epson iProjection App for iOS and Android, Web control, Epson Projector Content Manager Epson Projector Professional Tool	Epson Projector Professional Tool, Epson Projector Management, Epson iProjection, Web control	Epson Projector Professional Tool, Epson Projector Management, Epson iProjection, Web control	Epson Projector Professional Tool, Epson Projector Management, Epson iProjection, Web control	Epson Projector Professional Tool, Epson Projector Management, Epson iProjection, Web control	Epson Projector Professional Tool, Epson Projector Management, Epson iProjection	Epson Projector Professional Tool, Epson Projector Management, Epson iProjection	Epson Projector Management, Epson iProjection (Windows/Mac), Epson iProjection App for iOS and Android, Epson Projector Professional Tool
Other features	Portrait projection, Powered zoom, focus and lens shift, Lens Memory, Interchangeable lens options inc. zero offset UST lens, 4K enhancement, Split screen, Schedule function, Point and Arc correction, DICOM colour mode, Cable cover inc., Edge blending	Portrait projection, Powered zoom, focus and lens shift, Lens Memory, Interchangeable lens options inc. zero offset UST lens, 4K enhancement, Split screen, Schedule function, Point and Arc correction, DICOM colour mode, Cable cover inc., Edge blending	Lens Memory, Integrated camera for colour calibration and diagnostic image capture, 4K enhancement, 360° installation, Edge blending, Portrait projection	Lens Memory, Integrated camera for colour calibration and diagnostic image capture, 4K enhancement, 360° installation, Edge blending, Portrait projection	Lens Memory, Integrated camera for colour calibration and diagnostic image capture, 360° installation, Edge blending, Portrait projection	Lens Memory, Integrated camera for colour calibration and diagnostic image capture, 4K enhancement, 360° installation, Edge blending, Portrait projection	Lens Memory, Integrated camera for colour calibration and assisted blending, 360° installation, Edge blending, Portrait projection	Lens Memory, Integrated camera for colour calibration and assisted blending, 360° installation, Edge blending, Portrait projection	Fully sealed optical system, Interchangeable lens options, Powered zoom, focus and lens shift, Lens Memory, Integrated camera for colour calibration, 4K enhancement, 360° installation, Edge blending, Portrait projection, Epson Projector Professional Tool
Noise (dB) normal / eco	34 / 30	36 / 30	37 / 30	37 / 30	40 / 32	40 / 32	45 / 38	45 / 38	49 / 41
Weight (kg)	16.9	16.9	23.7	23.8	22.3	24.1	51.4	49.6	63.8
Dimensions exc. feet (W x D x H mm)	545 x 189 x 484	545 x 189 x 484	586 x 492 x 211	586 x 492 x 211	586 x 492 x 211	586 x 492 x 211	620 x 790 x 358	620 x 790 x 358	790 x 710 x 299
Power consumption normal / eco	345W / 252W	416W / 299W	626W / 512W	908W / 597W	1,024W / 647W	1,024W / 647W	1,741W / 1,030W	1,860W / 1,123W	2,325W / 1,511W
Power consumption standby, comm. off	0.5W	0.5W	0.33W	0.33W	0.30W	0.30W	0.5W	0.5W	0.5W
TCO Certified for Sustainability	Yes	Yes	No	No	No	No	No	No	No

Model	EB-L510U	EB-L610U / EB-L615U	EB-G7200W	EB-G7900U / EB-G7905U	EB-U50	EB-W70 / EB-W75	EV-100 / EV-105	EB-750F / EB-755F	EB-800F / EB-805F
Resolution	WUXGA (1920 x 1200)	WUXGA (1920 x 1200)	WXGA (1280 x 800)	WUXGA (1920 x 1200)	WUXGA (1920 x 1200)	WXGA (1280 x 800)	WXGA (1280 x 800)	Full HD (1920 x 1080)	Full HD (1366 x 768 x 2)
Native aspect	16:10	16:10	16:10	16:10	16:10	16:10	16:10	16:9	16:9
Colour Light Output (lumens) normal / eco	5,000 / 3,500	6,000 / 4,200	7,500 / 6,000	7,000 / 5,600	3,700 / 2,400	2,000 / 1,000	2,000 / 1,000	3,600 / 2,500	5,000 / 3,500
Contrast ratio	> 2,500,000:1	> 2,500,000:1	50,000:1	50,000:1	16,000:1	2,000,000:1	2,500,000:1	2,500,000:1	2,000,000:1
Light source	Laser	Laser	Lamp	Lamp	Lamp	Laser	Laser	Laser	Laser
Light source life (hours) normal / eco	20,000 / 30,000	20,000 / 30,000	3,000 / 4,000	3,000 / 4,000	10,000 / 17,000	12,000 / 20,000	20,000 / 30,000	20,000 / 30,000	20,000 / 30,000
Throw ratio in native aspect	1.35 - 2.20:1	1.35 - 2.20:1	1.44 - 2.33:1	1.44 - 2.33:1	1.38 - 1.68:1	1.04 - 1.4:1	1.38 - 2.19:1	0.26 - 0.36:1	0.27 - 0.37:1
Scalable image size (diagonal)	50 - 500"	50 - 500"	50 - 300"	50 - 300"	30 / 300"	30 - 150"	30 - 150"	65 - 120" in 16:9 aspect 60 - 110" in 16:6 aspect	65 - 130" in 16:9 aspect 61 - 120" in 16:6 aspect
Zoom	Optical x1.6	Optical x1.6	Optical x1.6	Optical x1.6	Optical x1.2	Digital x1.35	Optical x1.6	Digital x1.35	Digital x1.35
Vertical keystone Horizontal keystone	Manual ±30° Manual ±30°	Manual ±30° Manual ±30°	Manual ±45° Manual ±30°	Manual ±45° Manual ±30°	Automatic ±30° Manual ±30°	Manual ±45° Manual ±40°	Manual ±45° Manual ±40°	Manual ±3° Manual ±3°	Manual ±3° Manual ±3°
Lens shift	± 50% Vertical ± 20% Horizontal	± 50% Vertical ± 20% Horizontal	± 67% Vertical ± 30% Horizontal	± 67% Vertical ± 30% Horizontal	N/A	N/A	N/A	N/A	N/A
Speaker output	10W	10W	10W	10W	5W	5W	N/A	16W	2x 8W
Connectivity	VGA in x2, VGA out, HDMI x2, USB Type A, USB Type B, RS- 232C, HDBaseT	VGA in x2, VGA out, HDMI x2, USB Type A, USB Type B, RS- 232C, HDBaseT, Miracast	USB 2.0 Type A, USB 2.0 Type B (Service Only), RS-232C, VGA in, VGA out, DVI in, BNC in, HDBaseT, HDMI	USB 2.0 Type A, USB 2.0 Type B (Service Only), RS-232C, VGA in, VGA out, DVI in, BNC in, HDBaseT, HDMI (HDCP 2.2)	VGA in, VGA out, HDMI x 2, USB Type A (for 1,200mA power supply), USB Type B (for firmware updates), RS-232C	HDMI in, USB Type A (2A power supply)	SD card, HDMI in, USB Type A (for 1,200mA power supply), USB Type B (for firmware updates)	VGA in x2, VGA out, HDMI in x3, Composite in, RS-232C, USB Type A x2, USB Type B, Screen Mirroring (Miracast)	VGA in x2, VGA out, HDMI in x3, HDMI out, Composite in, HDBaseT, RS-232, USB Type A x2, USB Type B
Audio connectivity	Stereo mini in x2, Stereo mini out	Stereo mini in x2, Stereo mini out	Stereo mini in x3, Stereo mini out	Stereo mini in x3, Stereo mini out	Stereo mini in x2, Stereo mini out	Stereo mini out	Stereo mini out	Stereo mini in x3. Stereo mini out	Stereo mini in x2, Stereo mini out
Networking	LAN (RJ45) and optional wireless LAN unit	LAN (RJ45) and wireless LAN	LAN (RJ45) and optional wireless LAN unit	LAN (RJ45) and optional wireless LAN unit	LAN (RJ45) and wireless LAN	N/A	LAN (RJ45) and wireless LAN	LAN (RJ45) and wireless LAN	LAN (RJ45) and optional wireless LAN unit
Epson software solutions	Epson iProjection (Windows/ Mac), Epson iProjection App for iOS, Android and Chromebook, Epson Projector Management, Epson Projector Content Manager, Epson Creative Projection	Epson iProjection (Windows/ Mac), Epson iProjection App for iOS, Android and Chromebook, Epson Projector Management, Epson Projector Content Manager, Epson Creative Projection	Epson Projector Management, Epson iProjection (Windows/ Mac), Epson iProjection App for iOS and Android, Web control	Epson Projector Management, Epson iProjection (Windows/ Mac), Epson iProjection App for iOS and Android, Web control	Epson iProjection (Windows/Mac), Epson iProjection App for iOS and Android, Epson Projector Management, Epson Projector Content Manager, Epson Creative Projection	N/A	Epson iProjection (Windows/ Mac), Epson iProjection App for iOS and Android, Epson Projector Management, Epson Projector Content Manager, Epson Creative Projection	Epson iProjection (Windows/ Mac), Epson iProjection App for iOS, Android and Chromebook, Epson Projector Management, Epson Projector Content Manager, Epson Creative Projection	Epson iProjection (Windows/ Mac), Epson iProjection App for iOS, Android and Chromebook, Epson Projector Management, Epson Projector Content Manager, Epson Creative Projection
Other features	Home Screen, A/V mute, Split screen, Auto power on, Auto source search, Quick corner, Quick startup, USB content playback for source-free signage	Home Screen, A/V mute, Split screen, Auto power on, Auto source search, Quick corner, Quick startup, USB content playback for source-free signage	Portrait projection*, Powered zoom, focus and lens shift, Lens Memory, Interchangeable lens options inc. zero offset UST lens, Split screen, Schedule function, Point and Arc correction, DICOM colour mode, Cable cover inc.	Portrait projection*, Powered zoom, focus and lens shift, Lens Memory, Interchangeable lens options inc. zero offset UST lens, 4K enhancement, Split screen, Schedule function, Point and Arc correction, DICOM colour mode, Cable cover inc.	Home screen, schedule function, auto source search, A/V mute, USB content playback for source- free signage, Optional lighting track mount and ceiling mount/ floor stand	360° installation, A/V mute, Kensington lock, Optional lighting track mount and ceiling/ floor stand	Laser light source, Constant brightness mode, Home screen, schedule function, auto source search, A/V Mute, SD card playback for source free signage, Optional lighting track mount and floor stand	Constant brightness, 16:6 display, A/V mute, USB content playback for source-free signage, Edge blending, Point and Arc correction, Schedule function, Auto source search, Copy OSD settings, DICOM colour mode, 360° installation, Optional wall mount	Constant brightness, 16:6 display, Multi-projection via daisy chain, A/V mute, USB content playback for source-free signage, Edge blending, Point and Arc correction, Schedule function, Auto source search, Copy OSD settings, DICOM colour mode, Padlock and Security cable hole, Kensington lock, 360° installation, Optional wall mount
Noise (dB) normal / eco	37 / 25	38 / 27	39 / 31	39 / 31	37 / 28	29 / 26	34 / 22	36 / 26	36 / 27
Weight (kg)	8.5	8.5	12.9	12.9	3.1	2.7	5.0	5.7	9.2
Dimensions exc. feet (W x D x H mm)	440 x 304 x 120	440 x 304 x 120	525 x 472 x 189	525 x 472 x 189	364 x 248 x 95	210 x 227 x 88	Projection unit 175 x 260 x 175 Power supply 361 x 110 x 65	356 x 395 x 133	458 x 210 x 375
Power consumption normal / eco	322W / 244W	353W / 265W	572W / 477W	572W / 477W	285W / 218W	172W / 115W	170W / 118W	255W / 197W	366W / 262W
Power consumption standby, comm. off	0.3W	0.3W	0.3W	0.3W	0.3W	0.4W	0.3W	0.5W	0.5W
TCO Certified for Sustainability	Yes	Yes	No	No	No	No	No	No	TBC



1. 2001 to 2019, 500-lumen and above, excluding screenless TVs, Futuresource Consulting – Quarterly Projector Market Insights – Worldwide Analyzer CY20Q1
2. Colour brightness (colour light output) in brightest mode, measured by a third-party lab in accordance with IDMS 15.4. Colour brightness will vary depending on usage conditions. Top-selling Epson 3LCD projectors versus top-selling 1-chip DLP projectors based on NPD sales data for May 2017 – April 2018.
3. Gamut volume in brightest mode, measured by a third-party lab in 3D in the CIE L*a*b* coordinate space. Top-selling Epson 3LCD projectors versus top-selling 1-chip DLP projectors based on NPD sales data for May 2017 – April 2018.

For further information please contact your local Epson office or visit www.epson-europe.com

Algeria (+2213) 770 938 617 Austria 01 253 49 78 333 Belgium +32 (0)2 792 04 47 Czech 800/142 052 Denmark 44 50 85 85 East Africa (+254) 734 354 075
 Finland 0201 552 091 France 09 74 75 04 04 (Cost of local call, operator charges may apply) Germany +49 (0) 2159/92 79 500 Greece (0030) 211 198 62 12
 Hungary 06800 147 83 Ireland 01 436 7742 Israel (+972)-3-5751833 Italy 02-660321 10 (0,12 €/min) Luxembourg +352 27860692 Middle East +9714 2677638
 Morocco (+212) 661 31 11 18 Netherlands +31 (0)20 708 5099 Norway +47 67 11 37 00 Poland 0-0-800 4911299 (0,16 z/min) Portugal 707 222 111
 Romania 0040 214025024 Russia (095) 777-03-55 Slovakia 0850 111 429 Southern Africa (+2711) 465-9621 Spain 93 582 15 00 Sweden 0771-400135
 (Mobilsamtal – 0,99 kr/min, Lokala samtal – 0,30 kr/min, Utlandssamtal – 0,89 kr/min) Switzerland 022 592 7923 Tunisia (+216) 9833 3571 Turkey (0212) 3360303
 United Kingdom 0871 42 37766 (+10p per minute plus network extras) West Africa (+234)8020727843

Trademarks and registered trademarks are the property of Seiko Epson Corporation or their respective owners.
 Product information is subject to change without prior notice.

EPSON®